

FLAT PANEL MONITORS

29LW12 SERIES

12.1" LCD CHASSIS MONITORS

CRT Monitor Replacements



- 12" CRT Chassis Monitor dimensions
- CGA/EGA/VGA or VGA/SVGA compatible
- Programmable for Legacy signals
- 110/230Vac or 12/24Vdc operation
- EMC Shielded for CE requirements
- Screens are Tiltable and Height-adjustable
- Environmentally friendly Flatpack chassis
- Optional Touchscreen Integration
- Optional Remote OSD controls

The **29LW12 series** of Industrial LCD monitors has been designed as replacement for 12" CRT monitors. Ease of integration into a wide range of Measurement, Instrumentation and Human-Machine interface applications has been a key consideration. The simple chassis is designed to accept standard LCD Monitor Heads of KME. It is supplied in Flatpack form to minimise packing & shipping costs, and is easy to assemble. Base plate fixings and holes give maximum flexibility using existing CRT chassis mounting positions.

Two LCD monitor types are offered: **51UN series for Legacy/Non-Standard signals** (replaces KME CRT 27S12DM series) and **61M series for standard VGA/SVGA**. (replaces KME CRT 26S12M and 12MA series)

| | Legacy signals 15kHz -VGA | Standard VGA/SVGA |
|-------------------------------|---|--------------------------|
| Part Nr | 29LW123A51UN | 29LW121A61M |
| Active Display Area | 246 x 184.5mm | |
| Brightness | 350cd/m ² | |
| Backlight Life | 50,000 hours | |
| Video Inputs | Analog RGB 0.7Vp-p TTL RGB > 2.75Vp-p | Analog RGB 0.7Vp-p |
| Sync. Type/Level | Separate H&V (+/-ve) TTL Composite/Mixed (-ve) TTL Sync-on-Green (-ve) 0.3V | Separate H&V (+/-ve) TTL |
| Input Connectors | BNC x 6 + 9D + DSUB15 | DSUB15 |
| Video Termination (Loop-thru) | Yes | No |
| PAL/NTSC Options | Yes | |
| Horizontal Scan Freqy. | 15kHz – 60kHz. | 30 – 48kHz. |
| Vertical Scan Freqy. | 40 – 100Hz. | 60 – 70Hz. |
| Input Voltage | 110/230Vac | 110/230Vac |
| Optional 12Vdc or 24Vdc | Yes | |
| Power Consumption (approx.) | 30W max. | 25W max. |
| Dimensions (W x H x D) | 294 x 251 x 292 approx. | |
| Front Cover Standard Colour | Black | Grey |

Due to a policy of continuous product development KME reserves the right to change specifications and descriptions without prior notification. All trade marks acknowledged. 29lw12series1 03/2005



<http://www.monitoresindustriales.es>

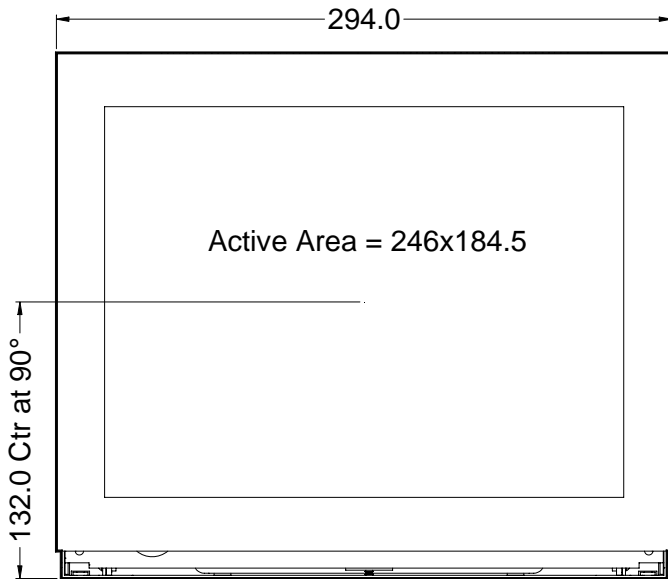
Tfn: 944 806 678

Fax: 944 806 681

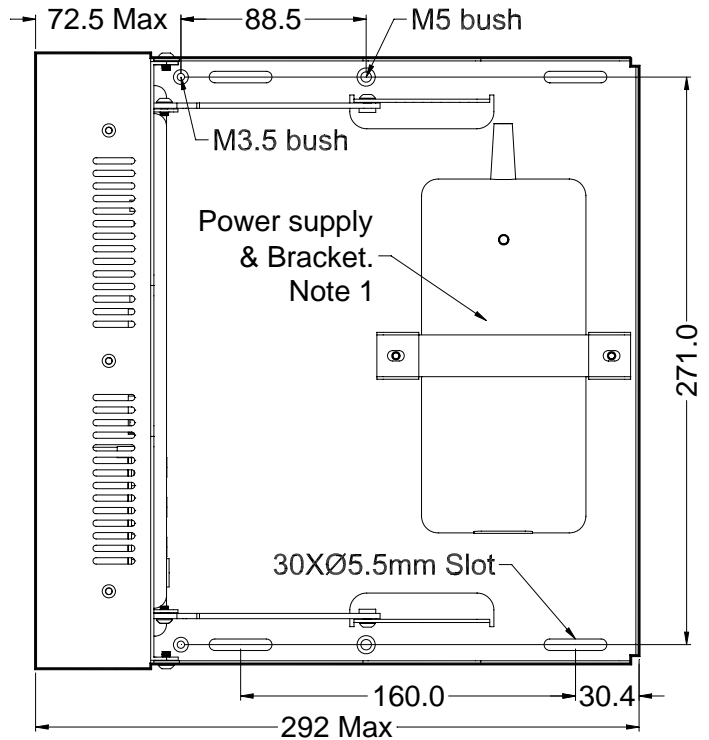
29LW12 SERIES

12.1" LCD MONITOR. (12" CRT replacement)

FRONT VIEW



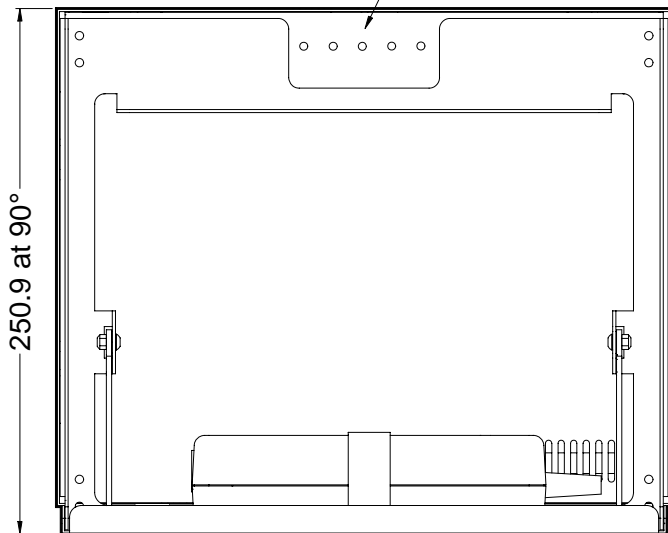
TOP VIEW



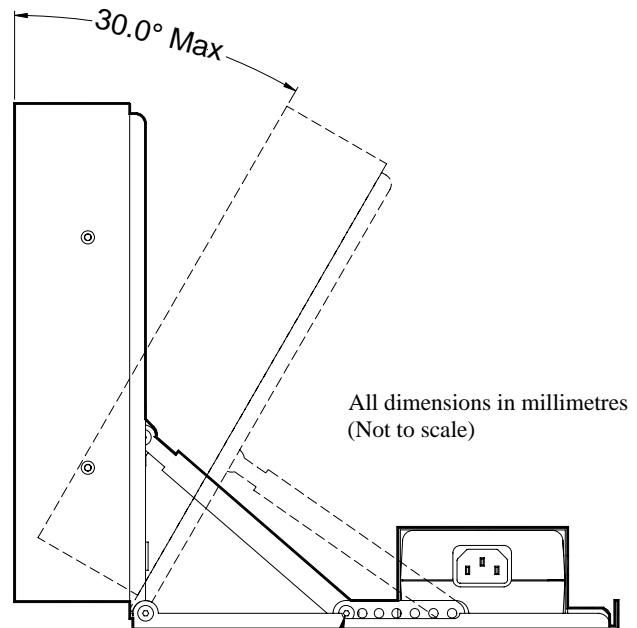
Notes:

1. Power Supply & Bracket supplied separately
2. Chassis Supplied as Flatpack.
(Screws to be secured in chosen position)

Picture controls



REAR VIEW



M4 Screw & Locking Washer
Note 2

SIDE VIEW

29lw12series2 06/2005



<http://www.monitoresindustriales.es>

Tfn: 944 806 678

Fax: 944 806 681