

FLAT PANEL MONITORS

29LW12 SERIES

12.1" LCD CHASSIS MONITORS

CRT Monitor Replacements



- 12" CRT Chassis Monitor dimensions
- CGA/EGA/VGA or VGA/SVGA compatible
- Programmable for Legacy signals
- 110/230Vac or 12/24Vdc operation
- EMC Shielded for CE requirements
- Screens are Tiltable and Height-adjustable
- Environmentally friendly Flatpack chassis
- Optional Touchscreen Integration
- Optional Remote OSD controls

The **29LW12 series** of Industrial LCD monitors has been designed as replacement for 12" CRT monitors. Ease of integration into a wide range of Measurement, Instrumentation and Human-Machine interface applications has been a key consideration. The simple chassis is designed to accept standard LCD Monitor Heads of KME. It is supplied in Flatpack form to minimise packing & shipping costs, and is easy to assemble. Base plate fixings and holes give maximum flexibility using existing CRT chassis mounting positions.

Two LCD monitor types are offered: **51UN series for Legacy/Non-Standard signals** (replaces KME CRT 27S12DM series) and **61M series for standard VGA/SVGA**. (replaces KME CRT 26S12M and 12MA series)

	Legacy signals 15kHz -VGA	Standard VGA/SVGA
Part Nr	29LW123A51UN	29LW121A61M
Active Display Area	246 x 184.5mm	
Brightness	350cd/m ²	
Backlight Life	50,000 hours	
Video Inputs	Analog RGB 0.7Vp-p TTL RGB > 2.75Vp-p	Analog RGB 0.7Vp-p
Sync. Type/Level	Separate H&V (+/-ve) TTL Composite/Mixed (-ve) TTL Sync-on-Green (-ve) 0.3V	Separate H&V (+/-ve) TTL
Input Connectors	BNC x 6 + 9D + DSUB15	DSUB15
Video Termination (Loop-thru)	Yes	No
PAL/NTSC Options	Yes	
Horizontal Scan Freqy.	15kHz – 60kHz.	30 – 48kHz.
Vertical Scan Freqy.	40 – 100Hz.	60 – 70Hz.
Input Voltage	110/230Vac	110/230Vac
Optional 12Vdc or 24Vdc	Yes	
Power Consumption (approx.)	30W max.	25W max.
Dimensions (W x H x D)	294 x 251 x 292 approx.	
Front Cover Standard Colour	Black	Grey

Due to a policy of continuous product development KME reserves the right to change specifications and descriptions without prior notification. All trade marks acknowledged. 29lw12series1 03/2005



<http://www.monitoresindustriales.es>

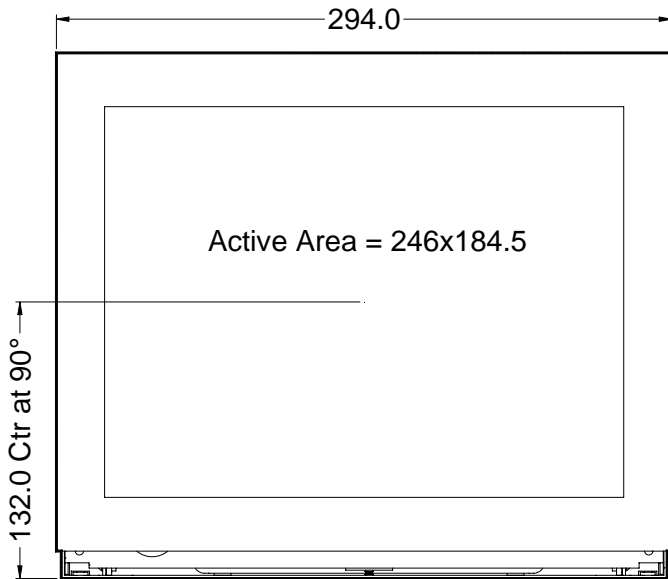
Tfn: 944 806 678

Fax: 944 806 681

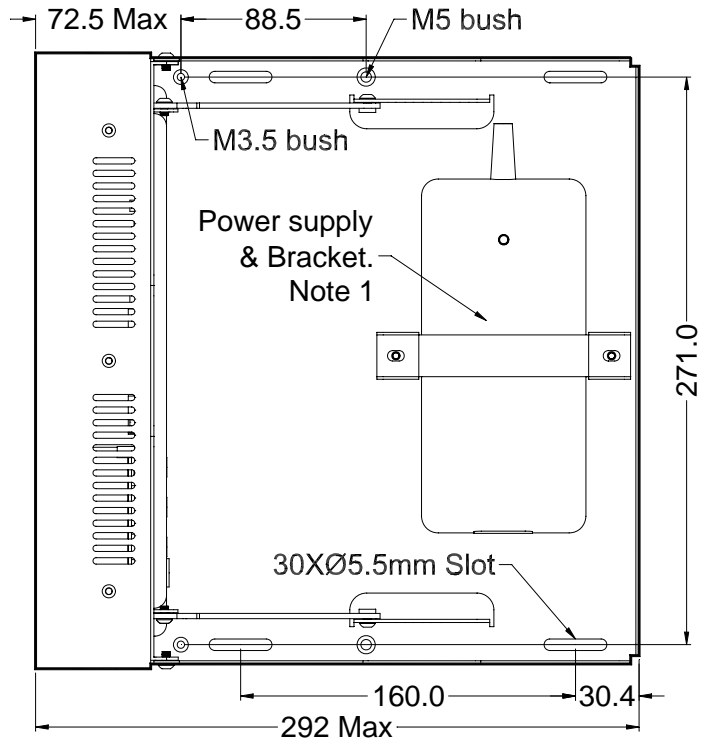
29LW12 SERIES

12.1" LCD MONITOR. (12" CRT replacement)

FRONT VIEW



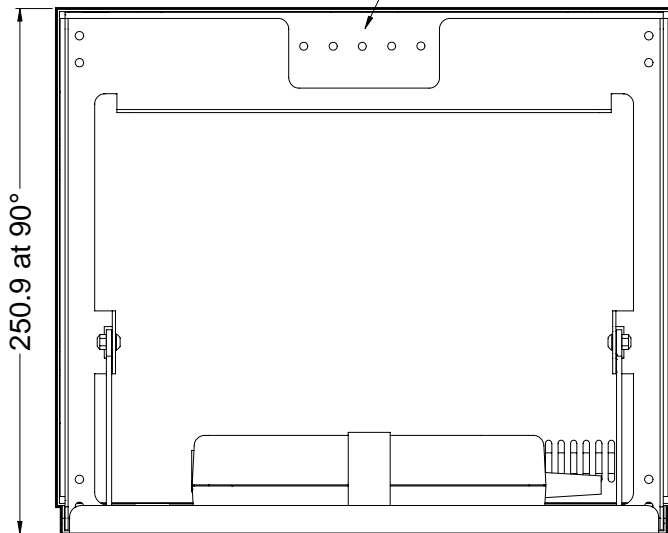
TOP VIEW



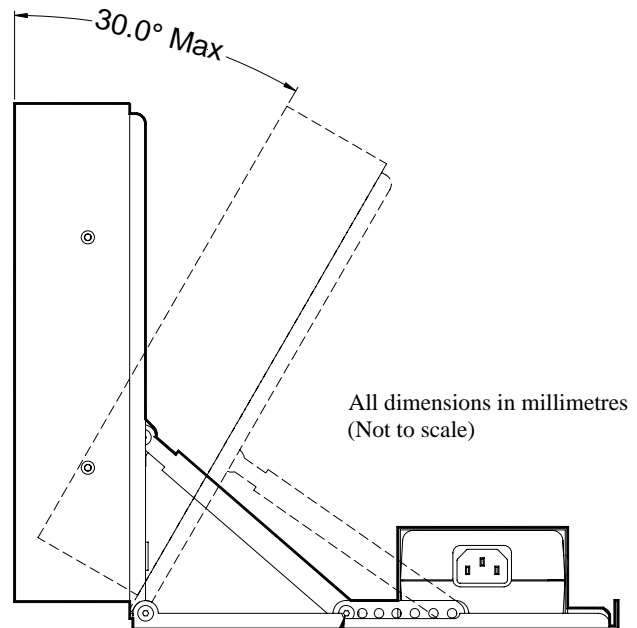
Notes:

1. Power Supply & Bracket supplied separately
2. Chassis Supplied as Flatpack.
(Screws to be secured in chosen position)

Picture controls



REAR VIEW



M4 Screw & Locking Washer
Note 2

SIDE VIEW

29lw12series2 06/2005



<http://www.monitoresindustriales.es>

Tfn: 944 806 678

Fax: 944 806 681